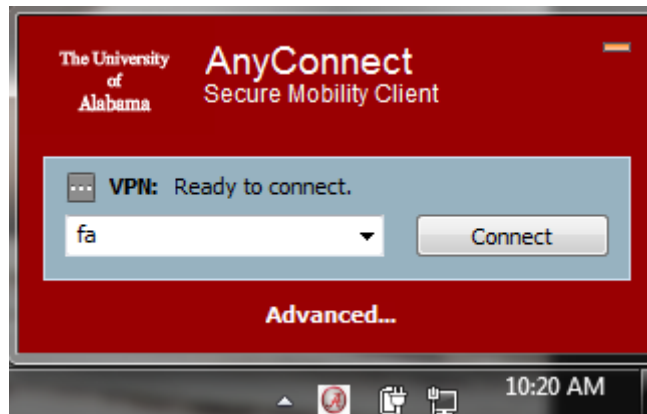


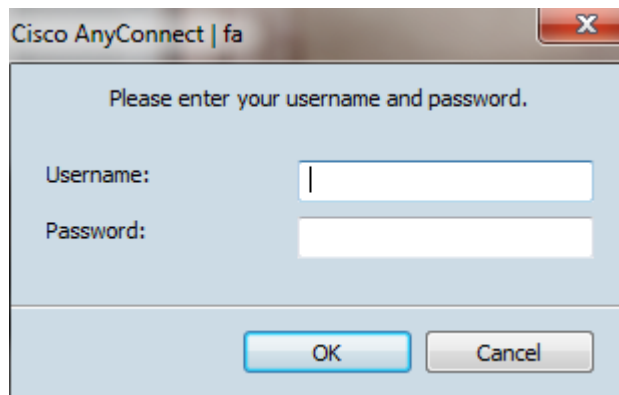
The University of Alabama Financial Affairs

VPN Installation Instructions

- 1) <https://spacemanagement.ua.edu/fait/employee-technology-resources/> and click the link for 'FA VPN Client Installation' to download the file.
- 2) Once downloaded, click the executable to install.
- 3) After installation completes, a window will appear.




- 4) Verify 'FA' is chosen in the dropdown and click Connect.
- 5) You will be prompted for a Username and Password.



6) Once authenticated, there will be an icon in the System Tray.



7) To disconnect or reconnect at a later time, click the icon  in your System Tray.